

**VASANTDADA PATIL PRATISHTHAN'S COLLEGE OF ENGINEERING
AND VISUAL ARTS, SION, MUMBAI - 400 022**

Balance Sheet as at 31st March, 2025

As at 31st March, 2024	Liabilities	Amount	As at 31st March, 2025	As at 31st March, 2024	Assets	Amount	As at 31st March, 2025
121,094,588	Trust Fund and Capital (As per Schedule 1)		117,747,239	49,578,397	Fixed Assets (As per Schedule 7)		51,979,757
100,000	Current Liabilities Provisions (As per Schedule 2)		94,479	24,870,929	Investments (As per Schedule 8)		11,004,840
5,653,660	Loan & liabilities (As per Schedule 3)		2,428,183	24,927,033	Current Assets Cash & Bank Balance (As per Schedule 9)		25,252,123
22,029,517	Sundry Creditors (As per Schedule 4)		18,031,449	20,067,672	Other Advances and Deposits (As per Schedule 10)		4,272,283
35,558,354	Other Current Liabilities (As per Schedule 5)		38,499,867	48,769,154	Sundry Debtors (As per Schedule 11)		28,273,037
-	Bank O/D A/c (As per Schedule 6)		338,742		Branch Account		
				14,193,984	VPP's College of Applied Arts	17,992,751	
				2,731,261	VPP's Law College	677,981	
				8,103,690	VPP's College of Architecture	4,201,006	
212,602,522	Branch Account			946,312	VPP's Boys & Girls Hostel	621,083	
970,000	Vasantdada Patil Pratishthan Trust	200,253,730		1,321,200	VPP's Boys Hostel	6,371	
	VPP's Interior Design	112,474		30,000	VPP Academy	-	
213,572,522			200,366,204	-	VPP's Law College (P.G. Diploma)	1,500	
				27,326,447			23,500,691
				173,719,702	Income & Expenditure Account		
				28,749,309	Balance as per last Balance Sheet	202,469,011	
				-	Add / (Less): Excess of Expenditure over Income during the year	26,754,409	
					Add / (Less): Prior Period Expense / (Income)	4,000,013	
				202,469,011			233,223,432
398,008,642			377,506,162	398,008,642			377,506,162


Schedules forming part of the financial statements form an integral part of the financial statements

As per our report of even date

For Arvind & Co.
Chartered Accountants
Firm Registration No. 100569W

G. A. Patel
Partner
Membership No. 036700


Place: Mumbai
Dated: 10th June 2025



[Signature]
President

For Vasantdada Patil Pratishthan's College of Engineering and Visual Arts

[Signature]
General Secretary



**VASANTDADA PATIL PRATISHTHAN'S COLLEGE OF ENGINEERING
AND VISUAL ARTS, SION, MUMBAI - 400 022**

Income & Expenditure Accounts for the year ended 31st March, 2025

For the year ended 31st March, 2024	Expenditure	Amount	For the year ended 31st March, 2025	For the year ended 31st March, 2024	Income	Amount	For the year ended 31st March, 2025
	Direct Expenses				Direct Incomes		
	To Expenditure in Respect of Property				By Other Fees & Receipts	2,848,641	
332,812	Rent, Rates & Taxes	255,000		6,195,100	By Tuition Fees	171,039,160	173,887,801
56,616	Insurance	55,940		163,428,110			
15,270,333	Repairs & Maintenance	13,727,436		169,623,210			
15,659,761			14,038,376	191,900	Indirect Incomes		
	To Administrative & Establishment Expenses			-	By Other Income	385,025	
25,216,044	Administrative & Establishment Expenses	22,384,709		1,148,790	By Miscellaneous Income	2,716	
4,662,900	Legal and Professional Fees	2,458,420		1,340,690	By Interest Income	2,064,022	2,451,763
29,878,944			24,843,129				
	To Educational Expenses						
7,515,915	Educational Expenses	11,144,083					
136,270,518	Salaries & Allowances	147,563,183					
143,786,433			158,707,266	28,749,309	By Excess of Expenditure over Income		26,754,409
	To Indirect Expenses						
155,000	Audit Fees	160,000					
9,649,361	Depreciation	9,309,598					
450,833	Sundry Balances Written Off	(4,501,248)					
132,877	Interest Expenses	536,853					
10,388,070			5,505,202				
199,713,209			203,093,973	198,372,519			203,093,973

Schedules forming part of the financial statements form an integral part of the financial statements

As per our report of even date

For Arvind & Co.
Chartered Accountants
Firm Registration No. 100569W

G. A. Patel
Partner
Membership No. 036700

Place: Mumbai
Dated: 10th June 2025



[Signature]
President

[Signature]
General Secretary



VASANTDADA PATIL PRATISHTHAN'S COLLEGE OF ENGINEERING
AND VISUAL ARTS, SION, MUMBAI - 400 022

Schedule forming part of the financial statements as at 31st March, 2025

Schedule 1: Trust Fund and Capital

Particulars	As at 31st March, 2025	As at 31st March, 2024
Trust Fund		
Trust Fund	1,079,094	1,079,094
	1,079,094	1,079,094
Other Earmarked Funds		
Engineering Equipment Fund	84,002,000	84,002,000
Library Book Fund	4,305,382	4,305,382
Sports Equipment Fund	164,095	164,095
Student Aid Fund	1,696,422	1,696,422
Gratuity Fund.	26,500,246	29,847,595
	116,668,145	120,015,494
	117,747,239	121,094,588

Schedule 2: Provisions & Expense Payable

Particulars	As at 31st March, 2025	As at 31st March, 2024
Expenses Payable		
Provision For Audit Fees Payable	90,000	100,000
Telephone Charges Payable	4,479	-
	94,479	100,000

Schedule 3: Loan & Liabilities

Particulars	As at 31st March, 2025	As at 31st March, 2024
Loan		
Loan From Trustee	1,100,000	-
F.D.R Loan Raigad Bank 1433	-	4,015,068
	1,100,000	4,015,068
Grant & Deposits		
AICTE Grant	142,687	142,687
University Reserach Grant	148,500	148,500
Caution Money Deposit	942,292	943,292
Deposit Library	64,500	65,500
Earnest Money Deposit	25,000	25,000
Recurring Deposit A/c	2,600	307,713
	1,325,579	1,632,692
Other Loans & Liabilities		
Adv. to Pradip Mane	2,604	-
Advance to Ashok Chavan	-	5,900
	2,604	5,900
	2,428,183	5,653,660

Schedule 4: Sundry Creditors


Particulars	As at 31st March, 2025	As at 31st March, 2024
Adani Electricity	391,920	-
Adarsh Berojgar Seva Sahakari Sanstha Ltd	41,505	-
Adv. to Prakash Shinde	83,150	187,650
Adv.Dinesh Bhosale	-	55,000
AICTE Scholarship Payable	-	51,750
Ajanta Instruments Corporation.	177,354	-
Ambe Enterprises	-	70,805
Anand Dudhawadkar	-	120,000
Anil Caterers & Decorators	254,677	-
Aplomb Trading Co.	80,753	91,734
Asha Auto Service	-	4,394
Ashirwad Media Consultancy	-	45,375
Ashoka Enterprises	42,550	103,940
Atharva Aircon	22,125	-
Avdesh Pandey	51,480	-
B.K.Mhatre	-	159,000
Brihanmumbai Mahanagarpalika (BMC)	-	489,430
Campus Corners	360,150	-
Chandresh Broker & Associates	-	1,825,000
Chavanda Aluminium	8,361	-
Chavanda Fancy Hardware	-	2,240
Classic Ceramic Plus	-	155,048
Classic Ceramic Plus	-	89,760
Concept Print Solutions	396,181	14,726



VASANTDADA PATIL PRATISHTHAN'S COLLEGE OF ENGINEERING
AND VISUAL ARTS, SION, MUMBAI - 400 022

Schedule forming part of the financial statements as at 31st March, 2025

Crystal Technologies System Pvt.Ltd.	827,500	-
D.B.Pawar	126,301	-
Deep Civil Work	-	231,542
Desai Enterprises	-	54,105
Design Books	266,838	-
Development Fees Payable	184,585	184,585
Dhanshree Printers	-	28,261
Dharma Lights	871,004	12,335
Dynalab Solutions Pvt. LTD.	43,143	86,287
Ekeeda Pvt. Ltd.	-	600
Electrotech Power Engineering	-	91,995
Firelink Services	170,104	100,375
Full Stop Entertainment LLP	480,705	248,705
Fulrani Advertsing & Marketing	8,150	-
Ganesh Rubber Stamp Makers	-	2,130
Gangakumar	24,354	-
Ganpat Desai	-	21,000
General Machinery & Tool Centre	-	35,400
GetFly Technologies	55,000	303,333
Global Information Systems Technology	152,613	-
Gravity Lab	37,054	14,247
H V Enterprises	125,118	312,439
Hemangi Shah	-	100,000
Hemant Paints & Hardware Stores	-	1,608
Hemantrao Desai	-	360,000
Hind Automobiles(Supari Baug)	126,648	-
IP Technosoft Pvt. Ltd.	3,661,063	-
Istiyak Ahmad Khan	19,905	260,466
Jin Power Solutios	-	52,977
Kailash Auto Garage	-	10,245
Kamari Globalize	217,204	578,088
Ketan B. Kamble	-	30,987
KIRAN M. SHAH	43,253	-
Kiran S. Bapat	-	150,000
KOTAH STONE SYNDICATE	1,051,870	653,462
L G Chheda Partners	-	88,500
M.K.GAIKAR	-	7,002
M.T.N. Ltd	-	4,296
Mahendra Furniture	-	60,400
Maheshkumar Kumawat	948,018	1,214,538
Max Cool Solutions Pvt.Ltd.	-	123,250
Mccann Infosys	270,664	1,106,914
Metro Electric Service	178,348	-
Microline India Pvt.Ltd.	160,480	320,960
Mourya Enterprises	-	43,955
N.J.Construction	427,190	631,805
Nariman Sports	69,363	-
Narmada Medical & General Stores	-	40,426
Nvis Technologies Pvt.Ltd.	-	40,545
Otis Eleavator	62,378	29,950
P.M.Gajeralwar	-	705,000
Patel Trading Co.	-	10,800
Perfect Agro Plast	72,995	72,995
Ply-Plast	438,668	354,290
Prem Tyres	55,144	-
Procom Enterprises	41,153	-
Professional Membership Fees Payable	-	107,528
Pushpa Ganediwala & Co.	-	90,000
Quality Enterprises.	16,520	12,567
Quality Facility Management Services	-	77,880
Rajwadi Enterprises	110,436	107,040
Ram Shankar Vishwakarma	231,343	-
Rock Garden Nursery	-	250,000
Ruchira's Jet Age Chemicals Co.	-	77,629
Ruchira's Printing Work & Stationery	21,860	16,590
S.S.Pathak	285,250	-
Sai Enterprises.	118,629	115,734
Saikrupa Services	-	5,000
Sailesh P. Mehta & Associates	-	290,000
Sanjay Rane & Associates	-	191,750
Shailesh Enterprises	79,146	92,718
Shivam Enterprises	185,000	40,000
Shree Ganesh Enterprises	-	2,000,000
Shree Saikrupa Security System & Solution	43,808	82,336
Shri Sai Auto Service	92,890	62,789
Siddhi Printers	1,476,580	610,053
SK Mechanics The Auto- Garage	-	212,170
SS Maharashtra Key Macker	-	8,900



VASANTDADA PATIL PRATISHTHAN'S COLLEGE OF ENGINEERING
AND VISUAL ARTS, SION, MUMBAI - 400 022

Schedule forming part of the financial statements as at 31st March, 2025


Star Copiers	64,965	41,418
Supar Star Sound Service	39,600	-
Suparstar Audio Pro	24,750	-
SV Technology	-	2,136,683
Swati Subscription Service	254,424	-
Tahaan Pest Solutions & Fumigation LLP	38,250	-
Tata Communications	354,000	354,000
Thakur Variety Stores	704,397	368,459
The New Ahmedabad Sports Depot.	61,777	123,555
THE PROFESSIONAL COURIERS	-	5,469
Unitronics	-	31,520
Ushaakaal Publication	-	25,000
V.P.Security Service	287,100	211,000
Varieties System	41,770	33,091
Victoria Elevator	38,284	38,284
Vijay Fabrication	128,002	231,407
VIJAY U. PATIL	133,732	466,557
VINAYAK CATERERS	-	447,044
VINAYAK CONSULTANT	-	177,000
Visha Transport Co.	-	7,000
Vishumangal Technologies Pvt. LTd	-	308,750
Wasan Brothers Pvt. Ltd.	-	36,579
Yashraj V Patil	71,917	-
Zaid Elecricals	-	168,067
Zaitoon Furnishing & Mattresses	-	121,300
	18,031,449	22,029,517

Schedule 5: Other Current Liabilities

Particulars	As at 31st March, 2025	As at 31st March, 2024
Employee Benefit Expenses Payable		
Salary Arrears - Non-Teaching Staff	4,773,098	-
Salary Arrears - Teaching Staff	14,921,152	-
Staff Bank Loan Payable	383,932	91,450
Staff L.I.C Payable.	116,933	121,941
Staff Provident Fund Payable	1,165,742	1,145,086
Employee's Gratuity	1,209,145	1,209,145
LIC Gratuity Payable to Employees	528,072	-
Other Deductions	6,000	756,609
Outstanding Non-Teaching Staff Salary	3,177,971	8,673,594
Outstanding Substance Allowance	-	4,547
Outstanding Teaching Staff Salary	6,037,314	21,844,801
	32,319,359	33,847,173
Duties and Taxes		
PF Admin Charges Payable	48,788	-
Professional Tax Payable	30,000	30,000
Provision For Professional TDS	-	30,000
Provision for Provident Fund	279,876	286,055
Staff T.D.S Payable	1,068,641	1,276,133
T.D.S. for Contractors	94,604	81,254
T.D.S. for Professional	326,320	3,739
	1,848,229	1,707,181
Other Current Liabilities		
AISHE Remuneration	-	4,000
PROVISION FOR RENT	20,000	-
Refundable Fee	118,264	-
Girls Scholarship Payable	4,194,015	-
	4,332,279	4,000
	38,499,867	35,558,354

Schedule 6: Bank O/D A/c


Particulars	As at 31st March, 2025	As at 31st March, 2024
Shalini Sahakari Bank Ltd (A/c 819)	338,742	-
	338,742	-



Schedule forming part of the financial statements as at 31st March, 2025

Schedule 7: Fixed assets

Particulars	Rate of Depn.	WDV as at 1st April, 2024	Addition		Deletion	Total as at 31st March, 2025	Depreciation for the year	WDV as at 31st March, 2025
			More than 180 days	Less than 180 days				
Tangible Assets								
Equipment @15%								
AI&DS Lab Equipment	15%	5,138,872	8,237,391	-	-	13,376,263	2,006,440	11,369,823
Automatic Barrier Gate Expenses	15%	107,755	-	-	-	107,755	16,164	91,591
Air Conditioner	15%	1,569,429	-	-	-	1,569,429	235,414	1,334,015
Chemistry Lab.Equipment	15%	26,794	113,103	-	-	139,897	20,985	118,912
Electronics & Telecom Lab Equipment	15%	840,082	-	-	-	840,082	126,012	714,070
Electronics Lab Equipment.	15%	883,165	-	-	-	883,165	132,475	750,690
Equipment	15%	22,363,050	92,025	1,575,534	-	24,030,609	3,486,427	20,544,182
Information Lab Equipment.	15%	1,018,948	-	-	-	1,018,948	152,843	866,105
Mechanics Lab Equip.	15%	20,492	-	68,794	-	89,286	8,234	81,052
Physics Lab Equipment.	15%	33,243	-	-	-	33,243	4,986	28,257
Solar Palnt Equipment	15%	183,681	-	40,225	-	223,906	30,569	193,337
Sports Equipment	15%	15,469	-	-	-	15,469	2,321	13,148
Workshop Equipment	15%	80,598	-	-	-	80,598	12,090	68,508
Buildings @10%								
Saraswati Statue	10%	601,834	-	-	-	601,834	60,183	541,651
Fire Fighting System	10%	559,421	-	-	-	559,421	55,942	503,479
Furniture & Fittings @10%								
Furniture & Fixture	10%	11,948,819	772,321	349,270	-	13,070,410	1,289,578	11,780,832
Vehicle @15%								
Vehicle A/c	15%	428,953	-	-	-	428,953	64,343	364,610
Computers @40%								
Computer Centre	40%	11,886	-	-	-	11,886	4,755	7,131
Computer Lab Equipment	40%	2,471,080	-	150,395	-	2,621,475	1,018,512	1,602,963
Software A/c.	40%	1,056,554	-	-	-	1,056,554	422,623	633,931
Intangible Assets @40%								
Departmental Library Books	40%	11,238	-	-	-	11,238	4,496	6,742
Library Books	40%	207,035	45,062	266,838	-	518,935	154,207	364,728
		49,578,397	9,259,902	2,451,056	-	61,289,355	9,309,598	51,979,757



Schedule forming part of the financial statements as at 31st March, 2025

Schedule 8: Investments


Particulars	As at 31st March, 2025	As at 31st March, 2024
Investments		
Acc. Interest on FDR with Union Bank of India	122,362	122,362
Accr. Int. on F.D. with Bank of India	651,518	358,764
Accrued Int. on Shalini Bank	659,452	415,624
Acc. Interest On Security Deposit With Adani	27,234	27,234
Accr. Int. On F.D. With Union Bank	197,329	-
Accrued Interest on F.D.R.	11,941	11,941
F.D. In Bank of India	3,150,000	3,150,000
FDR A/C (BANK OF MAHARASHTRA)	900,000	-
F.D.R. in Shalini Sahakari Bank Ltd.	1,793,250	12,793,250
F.D.R Raigad Bank	-	4,500,000
FDR UBI NEW FD 19/07/2022 5.8%	3,391,754	3,391,754
Shares-Shalini Sahakari Bank Ltd	100,000	100,000
	11,004,840	24,870,929

Schedule 9: Cash and Bank Balances

Particulars	As at 31st March, 2025	As at 31st March, 2024
Cash balance		
Petty Cash	2,000	11,861
	2,000	11,861
Bank Balances		
BANK OF BARODA(04160200000931)SION	55,813	55,813
BANK OF INDIA 002910110005748(MAHESHWARI)	10,444,519	10,146,409
Bank of India A/c-001810110006617(GANDHI MARKE	80,504	76,205
Bank of Maharashtra A/C 60405933065	1,077,661	441,253
Employee's Group Gratuity A/c in BOI	72,032	70,080
Kallappa Anna Awade Ichalkarnji (A/c - SPCD/31)	-	955,566
IDFC First Bank 8399	101,798	-
MDCC BANK A/C 755	33,555	34,263
Raigad Sahakari Bank Ltd. 3546	452,314	2,638
Sarswat Co-Operative Bank LTD. 53959	108,417	105,224
Shalini Sahakari Bank Ltd (A/c 819)	-	729,925
Union Bank of India (319302010055630)	12,427,956	11,729,308
Union Bank of India(319302010058591)	325,030	258,256
VPP'S Group Gratuity A/c 3088	70,524	310,233
	25,250,123	24,915,172
	25,252,123	24,927,033

Schedule 10: Loans & Advances and Deposits

Particulars	As at 31st March, 2025	As at 31st March, 2024
Loans & Advances		
PREPAID EXP(LIBRARY-E-JOURNAL)	-	157,896
Repair & Maintenance(DRE)	-	13,879,819
Adv to Nitin Pawar	4,897	-
Adv. to Rajesh Morey	45,000	-
	49,897	14,037,715
Other Advances		
PF Admin Charges Payable	-	43,134
Prepaid Expenses(Water AMC)	-	12,449
Prepaid Exp.(Software Amc)	-	65,819
Property Tax Refundable	-	408,334
	-	529,736
TDS Receivable		
TDS FOR AY 2020-21	24,653	24,653
TDS FOR AY 2022-2023	246,651	246,651
TDS FOR AY 2024-2025	43,895	-
TDS FOR AY 2024-2025 BOI	32,529	-
T.D.S For AY 2024-25 Union Bank	21,926	-
TDS ON FDR INTEREST	22,104	22,104
TDS On FDR Interest MDCC Bank	46,652	46,652
	438,410	340,060
Deposits		
B.M.C. Deposit	324,770	324,770
Deposit with BMC	-	1,245,000
Deposit with Bombay Petroleums	25,000	25,000
Deposite With Gian Automobiles	100,000	100,000




**VASANTDADA PATIL PRATISHTHAN'S COLLEGE OF ENGINEERING
AND VISUAL ARTS, SION, MUMBAI - 400 022**

Schedule forming part of the financial statements as at 31st March, 2025

Deposite With Hind Automobile's (Supari Baug)	130,000	130,000
Deposite with Shahid Mukesh Jadhav Petroleum	35,000	-
Electricity Deposit.	310,880	310,880
Gas Agency	900	900
Telephone Deposit.	15,355	15,355
Water Deposit	71,300	71,300
	1,013,205	2,223,205
Advances to Creditors		
Karad - Advertisement Expenses	68,483	68,483
Karad - Chemistry Lab Maintance .	490,056	490,056
Karad - D.A. Expenses	14,494	14,494
KARAD - Equipment & Furnituer	226,282	226,282
Karad - Gas Expenses.	1,474	1,474
Karad - Grossary Expenses.	4,259	4,259
Karad - Printing & Stationery	22,097	22,097
Karad [Non -Teaching Staff Salary]	141,330	141,330
Karad [Salary & Wages]	29,065	29,065
Karad [Teaching Staff Salary]	320,999	320,999
Karad [Visiting Lecturer Allowances]	38,774	38,774
Karad- Conveyance Charges	34,627	34,627
Karad -Cultural Activities	16,610	16,610
Karad- Desial & Petroi Expenses	11,361	11,361
Karad- Electrical Repair & Maintances	69,592	69,592
Karad- Eletricity Chagres	4,080	4,080
Karad -Equipment Repair & Maint	18,715	18,715
Karad- Farm Labour Chagres	170,737	170,737
Karad -FDR Bank of Maharashtra	250,000	250,000
Karad- Library Books	155,141	155,141
Karad- Postage	2,306	2,306
Karad -Proposal Fees	288,083	288,083
Karad- Repair & Maitances	305,445	305,445
Karad- Telephone Expenses	4,602	4,602
Karad- Tours & Travelling Expenses	2,810	2,810
Karad- Travelling Expenses	5,945	5,945
Karad-Farm Maitances	16,859	16,859
Karad-Medical Chagres	1,000	1,000
Karad-Veicle Repair & Maint	3,201	3,201
Karad -Hostel Expenses	52,347	52,347
Adarsh Berojgar Seva Sahakari Sanstha Ltd	-	1,087
Adv. to Vedika Avhad	-	4,915
D.B.Pawar	-	11,779
Elma Tools	-	98,404
M/S Code Wind	-	30,000
Shree Ganesh Interiors	-	20,000
	2,770,771	2,936,956
	4,272,283	20,067,672

Schedule 11: Debtors

Particulars	As at 31st March, 2025	As at 31st March, 2024
Student Fees Receivable		
Adepu Rohit Vivek	-	52,050
Adnan Imtiyak Ahmed	-	41,550
Ahire Prashant Gokul	17,399	17,399
Anil Sakhare	-	150,000
Ansari Abdullah Sagirahmed	-	69,051
Ansari Md Saif Alam	82,961	82,961
Ansari Saniya Anjum Salim	84,680	50,050
Banga Divleen Kaur Gurmeet	44,680	42,050
Bele Akanksha Ganesh	-	415,231
Bele Harshad Sadashiv	9,640	9,640
Betkar Akshay Sharad	9,640	9,640
Bhagat Aditya D.	39,982	39,982
Bhosale Anil G.	66,369	66,369
BHOSALE BIPIN SHIVAJI	107,898	107,898
Bhovad Yash Shashikant	-	92,050
Bunkar Sahil Mahendra	-	62,050
Chaudhary Mohdazharuddin Farjuddin	-	42,050
Chavan Prithviraj Balgandharv	-	100,000
Chimane Harshal Chalu	10,180	115,050
Chormale Pooja Balu	17,399	17,399
Choudhari Deepam Nirdosh	-	29,051
Chougule Gajanan Yashwant	80,820	80,820
Dakave Tanmany Vitthal	175,730	71,050



VASANTDADA PATIL PRATISHTHAN'S COLLEGE OF ENGINEERING
AND VISUAL ARTS, SION, MUMBAI - 400 022

Schedule forming part of the financial statements as at 31st March, 2025

Dake Nikhil Vishnu	-	49,051
Deokar Arya Pradnyesh	-	141,550
Desai Sahil Kishor	110,081	-
Dubey Ganesh Ranbahadur	-	97,504
Eathakotti Divyansh Naidu	801	65,801
Gajengi Siri Prabhakar	35,081	-
Ghadge Amey Rajendrakumar	-	22,050
Ghadi Sanket Suryakant	-	141,550
Ghosh Surojit Uttam	25,050	63,050
Gite Nayan Kantilal	48,080	48,080
Gudhekar Soham Suryakant	31,450	132,050
Hadawale Hrithik Kashinath	10,140	10,140
Ikonic Fire & Safety Engineers	-	6,000
Jadhav Bhagyashree Shivaji	-	10,000
Jadhav Karan Bharat	15,000	-
Jadhav Mahesh Govind	-	32,924
Jadhav Uday Sunil	-	10,000
Jain Harsh Kantilal	-	19,051
Jaiswal Aditya Shaligram	-	34,251
Jaiswal Vipin Anoop	-	82,000
Jitendra Chaubey	-	50,000
Kadam Chirag Manoj	-	72,050
Kanojiya Ashutosh Vinod	-	37,924
Kaur Manpreet Pritpal	116,166	-
Khan Abouzaid Mohdyaquob	-	50,000
Khan Arsalan Yar Mohammed	-	52,050
Khan Faheem Abdul Hasan	40,076	40,076
KHAN RAAID ANEES	-	42,251
Khan Shahid Wazim	84,680	-
Kirloskar Oil Engines Ltd.	-	18,408
Kumbhar Prathamesh Manoj	-	19,051
Kute Gopika Narayan	-	12,050
Malwdakar Vivek Vinayakrao	54,126	54,126
Masaye Omkar Jagannath	-	19,051
Mayekar Raj Sandeep	47,050	117,050
Mayekar Tanvi Vinod	-	42,050
MD Saritulla	-	113,200
Momin Roaim Feroz	30,000	30,000
Morde Sudip Machhindra	-	15,051
More Gaurav Deepak	10,190	10,190
MORE MAHADEV NARAYAN	188,676	188,676
Nadar Sudharshani Rajan	-	39,051
Naik Pallavi Budhaji	136,225	136,225
Nar Sahil Santosh	-	117,050
Navghane Mayuresh Ganesh	144,680	-
Nichal Dhanashree Nanasahab	-	27,924
Palande Aayush Devidas	-	67,050
Panda Akash Debangshu	52,378	52,378
Pandey Raj Jarishchandra	-	29,051
Parve Ritesh Balu	62,050	62,050
Patel Mohd. Salman Farooq	-	80,000
Patel Piyush Rajesh	-	141,550
Patil Harshal Sanjay	-	22,644
Patil Prem Chandrakant	-	39,051
Patil Ranjeet Santosh	-	17,924
Patil Shivam Kishor	-	2,251
Patil Vipin	-	6,740
Patiye Ekata Rajkumar	74,680	-
Pawar Aniket Sanjay	-	28,551
Pawar Sushant Dattaram	58,515	58,515
Payak Mohamed Kaif Hussain	143,225	143,225
Pingalwad Sankalp Subhash	74,680	112,801
Plasmaberry Solar Pvt. Ltd.	26,020	-
Poojari Tejas Ranganath	-	67,050
Rakhanghi Maaz Suhail	-	102,050
Rangrez Hassan Raza Akhtar Husain	-	42,050
Rathod Rahul Laxman	115,054	115,054
Raut Chinmay Milind	13,380	13,380
Razavi Razaan Fatima	10,000	130,500
Refundable Fee	-	222,065
S.D.Jadhav & Co,	-	1,324
S.M.Engg. & Trading	-	110
S.S.Pathak	-	50,000
Sable Pratiksha Rameshwar	116,166	-
Sagvekar Janhavi Santosh	-	12,051
Sahani Vishal Amarjeet	-	2,251
Sakhare Namit Narendra	103,264	103,264



**VASANTDADA PATIL PRATISHTHAN'S COLLEGE OF ENGINEERING
AND VISUAL ARTS, SION, MUMBAI - 400 022**

Schedule forming part of the financial statements as at 31st March, 2025

Sanap Aakash Devidas	101,364	101,364
Satpute Rushikesh Vishnu	11,903	11,903
Satvik Hospitality & Service	-	558,646
Sayyed Ashraf Asif	18,200	-
Shadab Shakil Khan	-	750
Shaikh Anas Farmood	30,081	-
Shaikh Barirah Saquib	-	20,050
Shaikh Dilshad Amirkhurru	-	52,504
Shaikh Faisal Sk	64,551	64,551
Shaikh Hamza Zubair	29,000	-
Shaikh Mohammad Saquib	54,455	54,455
Shaikh Mohd Afnan Amir Ali N.	-	71,025
Shaikh Mohd Kaif Badruddin	22,050	22,050
Shaikh Niyaz Ahmed Atiullah	177,902	177,902
Shaikh Shifa Sultana	14,982	14,982
Shaikh Sufiyan Ahmad	30,081	-
Shaikh Umair Nasiruddin	-	39,051
Sharma Ravi Vishwakram	218,980	218,980
Shashikant Bhanudas Savale	-	25,000
Shelar Pratik Anand	-	13,551
Shinde Avinash Bhimrao	-	17,399
Shinde Ganesh Vithal	54,581	-
SHINDE HARISH RAVINDRA	92,227	92,227
Shinde Harshad Suryakant	34,680	100,050
Shinde Kiran Ramesh	-	17,399
Shukla Akash S.	468,638	468,638
Shukla Anurag Rakesh	125,081	-
Shukla Shivam Girijhashankar	-	72,050
Siddiqui Mohammed Hamza Nayyar	-	92,050
Singare Saakshi Jagdish	132,050	132,050
Singh Ayush Ranapratap	-	12,051
Singh Bhavya Manojkumar	62,999	62,999
Sinha Pratyaksh Ajay	16,681	-
Solaskar Kamlesh Santosh	-	22,050
Sonkar Saurabh Chandra Dhyan	100,597	100,597
Suddalwar Akshay Vilas	-	17,399
Thakur Sumit Bandusingh	78,429	78,429
Thube Omkar Santosh	37,098	37,098
Tripathi Arpit Ashok	-	92,050
Tumbare Umeshwari Shivram	70,000	70,000
Vaibhav Enterprises	-	1,350
Vaishya Tushar Phool	-	50,050
Varekar Rupali Bansi	-	59,051
Vora Bhavya Nikunj	-	71,025
Yadav Shruti Birju	-	70,050
Yadav Vikas Vikramlal	-	20,554
	4,770,952	8,960,257
Scholarship Fees Receivable		
Schol - NT Scholarship	-	108,252
Schol - SC Freeship.	-	122,000
Schol - SC Scholarship	-	359,800
Schol- OBC Freeship	-	1,829
Schol-EBC Schol. Payable	-	991,904
Scholarship Fees Receivable - Patil Rohan C.	-	100,000
Scholarship Fees Receivable - Shelke Priyanka P.	-	22,450
Scholarship Fees Receivable - Sp. Dist Social Welfare.	23,502,085	38,102,862
	23,502,085	39,808,897
	28,273,037	48,769,154



VASANTDADA PATIL PRATISHTHAN'S COLLEGE OF ENGINEERING
AND VISUAL ARTS, SION, MUMBAI - 400 022


Grouping to Income and Expenditure for the year ended 31st March, 202

Grouping 1: Other Fees & Receipts

Particulars	For the year ended 31st March, 2025	For the year ended 31st March, 2024
Amartya Shiksha Yojna	7,878	6,516
Bonafide Cert.Charges	2,430	2,380
Cancellation Charges	1,000	5,000
Cheque Bounce Charges	1,000	500
Disaster Relief Fund	1,780	-
Duplicate I.D. Charges	2,400	2,600
Duplicate Marksheet Charges	2,851	750
Duplicate Receipt Charges	5,800	5,600
E-Charges	1,780	-
Educational Verification	25,500	12,000
Entrance Test Fees .	19,536	45,234
Envelope Charges	50	240
E-Suvidha	8,900	-
Exam.Form Fees	48,090	18,090
Exam.Marksheet Fees	163,744	24,900
Examination Fees	2,273,684	-
Excess Fees	-	12
Fee Structure Charges	840	810
Fine	33,200	-
Late Fees	-	-
LATE FEES	27,700	15,560
Letterhead Charges	800	3,490
Library Fine	11,586	10,207
Marksheet Fees	31,250	-
Miscellaneous Income	1,030	-
NSS Registration Fees	280	-
Photocopy	1,595	505
Refreshment Expenses	-	54,412
Repairs & Maintenance Reimbursed	-	5,800,000
Research & Consultancy	8,000	-
Revaluation Fees	45,185	-
Sports Contribution	10,680	-
Stud.Group Ins.Scheme	25,194	264
Student Welfare Fund	1,068	-
Transcript Charges	67,700	100,800
Transfer Certificate	2,600	600
Univ. Ekak Yojana	8,470	-
Univ.NSS Fee	1,480	84,580
V.C.Fund	3,560	-
Verification Fees	-	50
	2,848,641	6,195,100


Grouping 2: Indirect Income

Particulars	For the year ended 31st March, 2025	For the year ended 31st March, 2024
Other Income		
Disability Scholarship	267,975	-
Scrap Material	55,000	191,900
State CET Cell FC Center Charges	62,050	-
	385,025	191,900
Miscellaneous Income		
Miscellaneous Income	2,716	-
	2,716	-
Interest Income		
Interest on Bank.	1,024,986	293,820
Interest on F.D.R MDCC Bank	-	233,260
Interest on F.D.R Raigad Bank	210,615	-
Interest on F.D.R.	15,674	621,710
Interest on FDR - BOI	325,283	-
Interest on FDR -Shalini Bank	268,209	-
Interest on FDR Union Bank	219,255	-
	2,064,022	1,148,790
	2,451,763	1,340,690




Grouping 3: Admin & Establishment Expenses

Particulars	For the year ended 31st March, 2025	For the year ended 31st March, 2024
Administrative Expenses		
Advertisement Expenses	1,101,005	1,458,707
Annual State Level Contribution	1,890	32,928
Architect Fees	-	252,389
Bank Charges	10,482	8,371
Canteen Charges	231,847	1,196,834
Compensation & Occupation	8,376,500	7,546,000
Conveyance Charges	127,970	182,425
CSI Membership Fees	-	11,675
Disaster Relief Fund	-	13,720
E-Charges	-	13,720
Electrical Consumables	379,353	1,520,503
Electricity Charges	2,824,183	149,259
Eligibility Fees	102,712	35,500
E-Suvidha	-	68,600
Examination Fees	-	1,082,901
External Academic Audit A/c	-	12,000
Festival Charges	69,710	81,060
Fire Audit Fees	-	70,800
Form Fees	-	30
GST Interest/Late Fees/Penalty	-	12,200
GST Expense	265,500	343,785
IETE Membership Fees	-	20,897
INTEREST & PENALTIES ON TDS	-	572
LEI Register India Pvt.Ltd.	-	12,921
License Fees	7,000	-
LIFT INSPECTION FEES	-	1,200
Marksheet Fees	-	33,200
Misc Expenses.	36,904	64,691
NSS- Ekak Yojna	6,870	20
NSS Registration Fees	-	10,330
Office Consumables	384,888	1,286,222
Penalty	28,500	-
Petrol Charges	1,377,838	2,530,603
Postage	12,197	12,542
Pre Operating Expenses	-	222,337
Printing & Stationary	1,765,044	2,503,062
Processing Fees	809,905	-
Refreshment Expense	210,023	-
Revaluation Fees	-	49,612
Scrutiny Fees	75,000	-
Security Charges	3,269,000	3,154,693
Software AMC	248,184	493,469
Sports Contribution	-	82,320
Student Welfare Fund	-	8,232
Telephone Charges	55,038	76,961
Travelling Expenses	376,049	91,924
Univ. Ekak Yojana	-	13,700
Univ. N.S.S. Enrollment Fees	1,000	1,035
Univ.Enrollment Fees	3,332	62,400
V.C.Fund	-	27,440
Vehicle Insurance	68,139	124,153
Water Expenses	117,543	102,290
WDC Expenses	-	2,906
Xerox Chagres	41,103	132,904
	22,384,709	25,216,044
Legal & Professional Fees		
Consultancy Charges	-	245,000
Legal Expenses	1,726,000	1,785,500
Legal Expenses (Outof Pocket)	10,000	2,400
Professional Fees A/c	722,420	2,630,000
	2,458,420	4,662,900
	24,843,129	29,878,944



Grouping 4: Educational Expenses

Particulars	For the year ended 31st March, 2025	For the year ended 31st March, 2024
A.I.C.T.E.Extension of Approval	-	561,000
AI& DS Lab Consumables	316,751	12,047
Application Fee	-	1,239
ARA Processing Fees	219,200	152,300
Autonomus Fees	59,000	-
Campus Readyness Training A/C	367,500	-
Chemistry Lab Repair & Maintainence	5,000	-
Chemistry Lab. Consumable	78,014	37,515
Computer Centre Consumable	9,924	-
Computer Lab Consumable.	576,151	70,551
Computer Lab Printing & Stationery	34,531	12,160
Computer Lab Repair & Maintainence	84,696	-
Convocation Fee	87,250	85,530
Convocation Function Expenses	4,500	61,380
Cultural Activities	-	108,500
Cultural Activities (Expenses)	59,220	172,175
Electrical Audit	-	183,990
Faculty Development Programme	130,270	-
Farewell Party Charges	-	15,000
FESA Activities Expenses	11,500	10,764
Fresher's Party Charges	49,585	-
Fresher's Party Expenses	13,990	47,000
Fusion Expenses	694,374	143,300
I.I.T.Membership - (Spoken Tutorial)	29,500	29,500
I.T.Lab Consumables	437,451	58,421
I.T.Lab Repair & Maint.	50,000	-
IIC Expenses	-	8,545
Institute Innovation Council Expenses	-	7,245
Interest on Scholarship	20,000	-
Internet Expenses.	979,368	1,000,000
ISO Audit Expenses	-	8,446
ISTE Membership Fees	5,900	236
IT Lab Equipment	-	320,960
IT Lab Printing & Stationery A/c	2,770	14,213
Labour Charges	15,000	3,000
Laundry Expenses	30,740	-
Library E-Books	35,400	35,400
Library Membership Fees	48,970	13,570
Library-E-Journals	491,407	409,035
Marksheet Verification Fee	10,760	20,585
Medical Charges	11,906	46,293
Membership Fees	-	1,180
NAAC Accreditation Fees	963,461	29,512
NAAC RELATED EXPENSES	551,919	-
NBA Accreditation Fees A/C	-	472,000
NBA Related Work	328,216	178,531
News Papers & Periodicals A/c	8,936	12,676
NPTEL Examination Fees	26,554	40,100
NSS Camping Charges	275,130	95,409
Oscillation Expenses	-	24,554
Photography & Videoshooting	76,000	23,000
Physics Lab Repair & Maintenance	4,720	-
Processing Fees (DTE)	525,000	-
Professional Society Expenses A/c	49,538	4,659
Professional Society Membership Fees	5,900	47,639
QMS Audit Fees	-	44,840
Quasar A/c	526,715	-
Software Development Charges	303,333	606,666
Software Expense	199,536	943,363
Sports Expenses	152,063	315,427
STTP Training Programme Expenses	-	20,000
STTP Workshop Fees	-	20,000
Student Membership Fees A/C	-	27,070
Student Project	272,202	99,117
Student Training Internship	224,200	-
Training and Placement Expenses	457,996	261,155
Univ.Affiliation Fees	1,100,013	534,000
Univ.Enroll.Form Fees	200	-
Workshop Consumable	121,824	65,118
	11,144,083	7,515,915



Grouping 5: Expenditure in Respect of Property


Particulars	For the year ended 31st March, 2025	For the year ended 31st March, 2024
Rent, Rates & Taxes		
Property Tax	-	332,812
Rent, Rates & Taxes	255,000	-
	255,000	332,812
Insurance		
Insurance	55,940	56,616
	55,940	56,616
Repairs & Maintenance		
A.C.Repair & Maintenance	237,725	887,201
Building Repair & Maintenance	5,585,710	4,537,786
Comprehensive Amc	45,135	15,045
Electrical Repair & Maintenance	784,618	420,078
Equipment Repair & Maintenance	102,759	207,388
Fire Fighting System AMC	70,800	70,800
Fire Fighting System Expenses	112,233	193,057
Furniture Repair & Maintenance	1,105,996	568,584
Ground Repair and Maint.	-	40,000
Ground/Garden Maintenance	498,800	529,269
Housekeeping Expenses	2,255,193	2,454,257
LIFT AMC A/C.	79,708	89,975
Lift Repair & Maintenance	-	472,000
Painting Expenses	1,017,390	2,001,034
Pest Control Charges	77,818	77,880
Plumbing Expenses	230,405	678,476
Repair & Maintenance	532,437	209,763
Solar Panel Amc Charges	108,120	28,202
Vehicle Repair & Maintenance	697,842	1,489,188
Water AMC	25,747	26,248
Water Charges	159,000	274,102
	13,727,436	15,270,333
	14,038,376	15,659,761

Grouping 6: Salaries & Allowances

Particulars	For the year ended 31st March, 2025	For the year ended 31st March, 2024
Adjunct Faculty Remuneration	10,000	76,000
Exam Remuneration	1,703,432	456,558
Gratuity	-	2,540,188
Gratuity LIC Premium	82,942	-
Guest Lecturer Allowance	731,000	10,000
Leave Encashment	680,725	106,549
Non Teaching Staff Salary	50,770,268	46,846,722
PF Administration Charges	570,771	430,649
Provident Fund (Employer Cont.)	3,334,234	3,420,296
Staff Group Accidental Premium	20,390	12,938
Staff Welfare Fund	197,675	538,585
Star Group Health Insurance	913,607	537,716
Subsistence Allowance	155,120	596,688
Teach Staff Salary	88,078,519	80,555,277
Visiting Lecturer Allowance	314,500	142,352
	147,563,183	136,270,518

Grouping 7: Interest Expenses

Particulars	For the year ended 31st March, 2025	For the year ended 31st March, 2024
Interest on Loan F.D.R Raigad Bank	230,740	15,068
Interest on O.D MDCC Bank	-	70,683
Interest on OD Shalini Bank	203,838	-
Interest on TDS	3,993	38,049
Loan Processing Fees	35,100	-
Loss Due Prematurity of FD	33,321	123
Penalty on PT	-	3,400
TDS Defaults	-	5,554
Third Party Loan Interest	29,861	-
	536,853	132,877



**VASANTDADA PATIL PRATISHTHAN'S COLLEGE OF ENGINEERING
AND VISUAL ARTS, SION, MUMBAI - 400 022**

Schedules forming part of the financial statements for the year ended 31st March, 2025

Schedule 12: Significant Accounting Policies

1. Basis of Accounting

The financial statements have been prepared and presented under the historical cost convention on the accrual basis of accounting, unless otherwise stated, and comply with generally accepted accounting principles, statutory requirements prescribed under the Bombay Trust Act, 1950.

2. Use of Estimates

The preparation of the financial statements, in conformity with generally accepted accounting principles, requires management to make estimates and assumptions that affect the reported amounts of assets and liabilities, revenues and expenses and disclosure of contingent liabilities at the date of the financial statements. Actual results could differ from those estimates. Management believes that the estimates used in the preparation of the financial statements are prudent and reasonable. Any revisions to the accounting estimates are recognized prospectively.

3. Fixed Assets and Depreciation

a. Fixed Assets are stated at their written down value. Cost includes incidental expenses incurred on acquisition of assets.

b. Depreciation has been provided on Fixed Assets on written down value method at the rates and method prescribed by Income Tax Act, 1961.

4. Revenue Recognition

Income and Expenditure are accounted on accrual basis.

5. Sundry Debtors and Creditors

The balances of Sundry Debtors and Creditors are subject to confirmations.


6. Previous Years Figures

Figures for the previous year have been regrouped and rearranged wherever necessary.

For Arvind & Co.
Chartered Accountants
Firm Registration No. 100569W


G.A. Patel
Partner

Membership No. 036780



**For Vasantdada Patil Pratishthan's College of
Engineering and Visual Arts**


President


General Secretary

Place: Mumbai
Dated: 10th June 2025

